

SAVANT

BLASTER
QUICK START GUIDE



THANKS FOR PURCHASING A SAVANT BLASTER. HERE'S HOW TO GET STARTED:

1 ENSURE YOUR HOST IS ALREADY SET UP

A Savant Host™ and Savant Remote are required to connect to the Blaster. A solid green light indicates that the Host is connected to your Wi-Fi® network.¹ If you need help setting up your Host, please refer to the Host Quick Start Guide.

If you need additional help, visit savant.com/support.



¹ The Host must be connected to a 2.4GHz Wi-Fi network.

2 SIGN IN TO THE SAVANT APP™


Open your Savant App and sign in. Make sure your mobile device is connected to your home Wi-Fi network. Please note: if you have an existing Savant system with multiple profiles, your profile must have administrator privileges in order to set up a new device.



Attention Android Users: Setup requires Android 4.4 or later, and Bluetooth 4.0. For Android-specific troubleshooting tips visit savant.com/support/android.

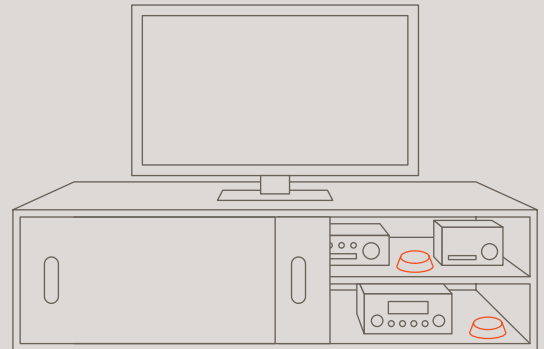
3 POWER ON YOUR BLASTER

Insert the two AAA batteries into the bottom of the Blaster to power it on. To complete the Blaster setup, go to Remote settings in the Devices section of the Savant App.






4 PLACE YOUR BLASTER

Blasters give you the flexibility to place your Remote Base outside the line of sight of your devices. If you have devices on multiple shelves, you may need a Blaster for each shelf. The App will help you with where to place it.



FOR MORE INFORMATION, TUTORIAL VIDEOS, AND FAQ'S,
VISIT SAVANT.COM/SUPPORT
OR CALL US TOLL-FREE AT 1-855-5SAVANT

Follow us:   

Savant Systems, LLC. 45 Perseverance Way, Hyannis, MA 02601

© 2015-2016 Savant Systems, LLC. All rights reserved. Savant, Savant App, Savant Host, and the Savant logo are trademarks of Savant Systems, LLC. Android, Google, Google Play, and other Google marks are trademarks of Google Inc. Wi-Fi is a registered trademark of Wi-Fi Alliance®. All other brand names, product names, and trademarks are the property of their respective owners. Product images are simulated and for instructional purposes only. They may differ from the actual products and are subject to change without notice. Savant Systems, LLC reserves the right to change product specifications without notice. Version # 1.0.C