



# heatmiser®

Stylish Thermostats For Modern Living





# Dial Type Thermostats

## Stylish Dial Type Thermostats

Our range of electronic dial type thermostats are simple to use and offer a greater level of accuracy than standard bi-metallic versions. These thermostats are used in conjunction with a separate programmer.

### Headline Information

#### Mounting Type

**Surface mounting:**  
DS1/DS1-L and  
DS1-E/DS1-EL

**Flush mounting:**  
DS-SB

**Temperature Range**  
05-35°C

**Lock Facility**  
DS1-L / DS1-EL

**Indication Type**  
LED: DS1/DS1-E/DS-SB  
LCD: DS1-L/DS1-EL

**Set Back Facility**  
DS-SB

**Dimensions**  
DS1/DS1-L/DS1-E/DS1-EL  
92x92x34mm (L,H,D)  
DS-SB  
92x92x17mm (L,H,D)

**E.U. Back Box**  
DS-SB



### Product Ranges

#### Flush Mount with Set Back Function - DS-SB

1 Model, suitable for radiator and water underfloor heating.

**Surface Mount with LED Indication - DS1 Series**  
2 Models, suitable for water & electric heating systems.

**Surface Mount with LCD Indication - DS1-L Series**  
2 Models, suitable for water & electric heating systems.

### Key Features

#### Set Back Function

Standard dial thermostats are either on or off according to the time clock controlling the system. A set back thermostat is different. It will follow the temperature set on the dial during the timed period and will automatically reduce the set temperature by 4°C when its timed to be off.

**Surface Mount for Easy Installation**  
The DS1 and DS1-L series are surface mounting for easy installation. Modern styling remains in keeping with the rest of the Heatmiser range.

**Dial Lock Facility**  
The DS1-L series offers a dial lock, allowing you to reduce tampering of the heating system. A simple way of reducing your energy costs.

#### On / Off / Time Clock Switch

A slide switch on the side of the thermostat allows you to switch between On, Permanent Off or Time Clock. In On mode, the thermostat will maintain the set temperature on the dial, but will ignore the time clock input.

**Power and Heating Indication**  
The DS1 series provides power and heating on indication in the form of coloured LEDs.

**Temperature Range Limit**  
On the DS-SB Public thermostat you can limit the temperature range. Adjustment is only possible by removing a screw making the DS-SB Public features ideal for commercial applications. The DS-SB is shipped ready to work in On/Off but can be wired to work in SetBack Mode.



### FEATURES

Temperature Range
Mounting Type
Set Back Function
Digital Display
Time Clock Override Switch
Dial Lock
Built In Air Sensor
Remote Air Sensor
Floor Sensing Mode
Floor Probe Included
Built In Air & Floor
Adjustable Switching Differential
Range Limit (Screw required to adjust)
Accuracy
Dimensions
Max Switching Current
Supply

### AIR ONLY MODELS

	DS1	DS1-L	DS-SB	DS-SB Public
Temperature Range	05-35 °C	05-35 °C	05-35 °C	05-35 °C
Mounting Type	Surface	Surface	Flush	Flush
Set Back Function	N	N	Y	Y
Digital Display	N	Y	N	N
Time Clock Override Switch	N	N	Y	N
Dial Lock	N	Y	N	Y
Built In Air Sensor	Y	Y	Y	Y
Remote Air Sensor	N	N	Y	Y
Floor Sensing Mode	N	N	N	N
Floor Probe Included	N	N	N	N
Built In Air & Floor	N	N	N	N
Adjustable Switching Differential	Y	Y	N	N
Range Limit (Screw required to adjust)	N	N	N	Y
Accuracy	+/- 1.5°C	+/- 1.5°C	+/- 1.5°C	+/- 1.5°C
Dimensions	92x92x34mm	92x92x34mm	86x86x19mm	86x86x19mm
Max Switching Current	3A	3A	3A	3A
Supply	230VAC	230VAC	230VAC	230VAC

### AIR & FLOOR MODELS

	DS1-E	DS1-EL
Temperature Range	05-35 °C	05-35 °C
Mounting Type	Surface	Surface
Set Back Function	N	N
Digital Display	N	Y
Time Clock Override Switch	N	N
Dial Lock	N	Y
Built In Air Sensor	Y	Y
Remote Air Sensor	N	N
Floor Sensing Mode	Y	Y
Floor Probe Included	Y	Y
Built In Air & Floor	Y	Y
Adjustable Switching Differential	Y	Y
Range Limit (Screw required to adjust)	N	N
Accuracy	+/- 1.5°C	+/- 1.5°C
Dimensions	92x92x34mm	92x92x34mm
Max Switching Current	13A	13A
Supply	230VAC	230VAC



**Public Thermostat  
with Range Limit  
DS-SB / DS-SB Public**



**Surface Mount  
with LCD Indication  
DS1-L Series**



**Surface Mount  
with LED Indication  
DS1 Series**



# Slimline Thermostats

## Our most popular product line

Three ranges are available, including our Slimline 230v model, Slimline-E Electric Floor Heating model and our 12v Network Models ideal for those looking to control their system centrally.

### Headline Information

**Mounting Type**  
Flush mounting

**Temperature Range**  
05-35°C  
41-95°F

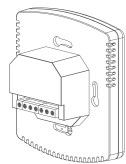
**Lock Facility**  
Yes - All models

**Indication Type**  
LCD with Blue Back Light

**Optional Extras**  
Infrared Remote Control

**Dimensions**  
98x85x16mm (L,H,D)  
(13mm Installed)

**E.U. Back Box**



### Product Ranges

**230v** **230v Model**  
Can be used to upgrade existing thermostats and can be used in conjunction with our UH4 and UH8 wiring centres.

**12v** **12v Network Models**  
Have been designed to work as part of a network system, and can be used in conjunction with our UH1 wiring centre and network products.  
\*See pages 25 for system overview.

**EFM** **Electric Floor Model**  
Supplied with a remote floor sensor, the Slimline-E offers the ability to measure room temperature, floor temperature or both. The Slimline-E is rated at 16A making it ideal for electric floor heating.

### Key Features

**Modern Slimline Appearance**  
The slimline thermostat series is flush mounting, resulting in a depth of only 13mm after installation.

**Holiday Function**  
Reduces the set temperature in your home for the duration of your holiday and returns to programmed settings to ensure your home is warm on your return.

**Temperature Override**  
Allows you to adjust the desired temperature in your home without the need to fully re-program the thermostat. This new set temperature will be maintained until the next programmed setting.

**Remote Control**  
All models within our slimline series are compatible with our Infrared remote control. (Part Reference: RM1)

**Energy Saving Optimum Start**  
Calculates the amount of heat up time required to ensure your home is warm when you wake and return home. This is automatically optimised throughout the year to save you money.

**Temperature Hold Facility**  
Allows you to hold a set temperature for a specific duration - ideal for parties. After which, the thermostat will revert back to the programmed setting.



**FEATURES**

**230V**

**12V**

**ELECTRIC FLOOR MODEL**

	<b>Slimline</b>	<b>Slimline-N</b>	<b>Slimline-HW-N</b>	<b>Slimline-E</b>
Temperature Range	05-35 °C 41-95 °F	05-35 °C 41-95 °F	05-35 °C 41-95 °F	05-35 °C 05-95 °F
Blue Back Lit Screen	Y	Y	Y	Y
5/2 Day Programming Mode	Y	Y	Y	Y
7 Day Programming Mode	Y	Y	Y	Y
Number of Heating Levels	4	4	4	4
Optimum Start	Y	Y	Y	Y
Number of HW Times	N	N	Y	N
Holiday Function	Y	Y	Y	N
Keylock Function	Y	Y	Y	Y
Temperature Hold Function	Y	Y	Y	Y
Temperature Override	Y	Y	Y	Y
Temperature Override Limit	Y	Y	Y	Y
Frost Protection	Y	Y	Y	Y
Networking Facility	N	Y	Y	N
°C / °F Option	Y	Y	Y	Y
Remote Air Sensor Connection	Y	Y	N	Y
Remote Air Sensor Included	N	N	N	N
Built In Air Sensor	N	Y	Y	Y
Floor Sensing Mode	N	Y	N	Y
Floor Sensor Included	N	N	N	Y
Max Switching Current	3A	3A	3A	16A
Accuracy	+/-1 °C	+/-1 °C	+/-1 °C	+/-1 °C
Infrared Remote Control Option	Y	Y	Y	Y
Adjustable Switching Differential	Y	Y	Y	Y
Supply	230VAC	12VDC	12VDC	230VAC
Installed Dimensions	98x85x13mm(L,H,D)	98x85x13mm(L,H,D)	98x85x13mm(L,H,D)	98x85x13mm(L,H,D)



**Thimble Sensor**

*Part Ref: Heatmiser Thimble Sensor*  
The Heatmiser Thimble sensor is ideal for discrete temperature monitoring and is compatible with all Heatmiser Thermostats with a remote sensor connection.



**Remote Sensor Probe**

*Part Ref: Heatmiser MISC103*  
This remote sensor probe can be used to measure air and floor temperature. This probe is supplied with a 3 meter cable which can be extended to 20 meters if required.



# TouchScreen Thermostats

Making your life a little easier

The intuitive TouchScreen display makes searching for the user manual a thing of the past.

## Headline Information

**Mounting Type**  
Flush mounting

**Temperature Range**  
05-35°C  
41-95°F

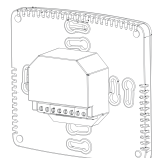
**Lock Facility**  
Yes - All models

**Indication Type**  
LCD with Blue Back Light

**Adjustable Switching Differential**  
0.5-3°C

**Dimensions**  
110x100x17mm (L,H,D)

**E.U. Back Box**



## Product Ranges

**230v**

**230v Models**  
Can be used to upgrade existing thermostats and can be used in conjunction with our UH4 and UH8 wiring centres.

**12v**

**12v Network Models**  
Have been designed to work as part of a network system, and can be used in conjunction with our UH1 wiring centre and network products. See page 24 and 25 for our system overview.

**EFM**

**Air / Floor Models**  
Are supplied with a remote floor sensor and provide the ability to measure room temperature, floor temperature or both. The Touch-E offer 16A switching making them ideal for electric floor heating.



## Key Features



**5/2 & 7 Day Programming**  
5/2 Day mode is ideal for those who keep to one schedule Monday - Friday and another for the weekend. 7 Day mode allows you to have a different schedule for each day of the week. Ideal for families with changing schedules.



**Adjustable Switching Differential**  
Our TouchScreen Series has an adjustable switching differential from 0.5°C - 3°C. This function allows you to get even tighter control of your heating system.



**Networking Facility**  
Control your heating from anywhere. Our 12v network thermostats offer you the ability to control your heating centrally, with the use of our TouchPad. Take a look at pages 24-25 for more details on our network products.



**Frost Protection**  
A function designed to protect your home against frost. An adjustable frost temperature level can be programmed, between 7°C - 17°C, ensuring your home is always protected against the elements whilst you are away.



**Keylock Function**  
Locking the thermostat keypad is an easy way to save energy. Allowing access to only those that require it.



**Two Zone Models**  
The Touch-Duo is ideal for bedrooms with ensuite. Zone one uses the built in air sensor whilst zone two uses the remote thimble sensor provided.



**FEATURES**

**230V**

**12V**

**ELECTRIC FLOOR MODEL**

	Touch	Touch-Duo	Touch-N	Touch-HWN	Touch-E
Blue Back Lit Screen	Y	Y	Y	Y	Y
5/2 Day Programming Mode	Y	Y	Y	Y	Y
7 Day Programming Mode	Y	Y	Y	Y	Y
Number of Heating Levels	4	4	4	4	4
Optimum Start	Y	Y	Y	Y	Y
Number of HW Times	0	0	0	4	0
Number of Zones	1	2	1	1	1
Holiday Function	Y	Y	Y	Y	Y
Keylock Function	Y	Y	Y	Y	Y
Temperature Hold Function	Y	Y	Y	Y	Y
Temperature Override	Y	Y	Y	Y	Y
Temperature Override Limit	Y	Y	Y	Y	Y
Frost Protection	Y	Y	Y	Y	Y
Networking Facility	N	N	Y	Y	N
°C / °F Option	Y	Y	Y	Y	Y
Built In Air Sensor	Y	Y	Y	Y	Y
Remote Air Sensor Connection	Y	Y	Y	N	Y
Remote Air Sensor Included	N	N	N	N	N
Thimble Air Sensor Included	N	Y	N	N	N
Floor Sensing Mode	N	N	Y	N	Y
Floor Sensor Included	N	N	N	N	Y
Max Switching Current	3A	3A	3A	3A	16A
Accuracy	+/-1°C	+/-1°C	+/-1°C	+/-1°C	+/-1°C
Adjustable Switching Differential	0.5 - 3°C	0.5 - 3°C	0.5 - 3°C	0.5 - 3°C	0.5 - 3°C
Supply	230VAC	230VAC	12VDC	12VDC	230VAC



**Thimble Sensor**

*Part Ref: Heatmiser Thimble Sensor*  
 The Heatmiser Thimble sensor is ideal for discrete temperature monitoring and is compatible with all Heatmiser Thermostats with a remote sensor connection.



**Remote Sensor Probe**

*Part Ref: Heatmiser MISC103*  
 This remote sensor probe can be used to measure air and floor temperature. This probe is supplied with a 3 meter cable which can be extended to 20 meters if required.



# Battery Thermostats

Slimline design to compliment any environment

## Headline Information

**Mounting Type**  
Battery Thermostats:  
Surface mounting

**Time Clocks:**  
Flush mounting

**Battery Thermostat Temperature Range**  
05-35°C

**Lock Facility**  
Yes - All models

**Indication Type**  
LCD with Blue Back Light

### Dimensions

**Battery Thermostats:**

86x99x24mm (L,H,D)

**Slimline Time Clocks:**

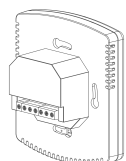
98x85x16mm (L,H,D)

**TouchScreen Time Clocks:**

92x92x17mm (L,H,D)

### E.U. Back Box

Time Clock Only



## Battery Thermostat Series

Our battery thermostats are a viable upgrade route for those with a dial thermostat working on a 2 wire system. The design follows our slimline thermostat series with Non-programmable and Programmable models being available.

## Key Features



### Battery powered

Powered from 2 x AAA Batteries – suitable for 2 wire heating systems.



### Optimum Start

A feature whereby the thermostat calculates the amount of heat up time required, is standard on the Programmable model (PRT-B).



### Surface mount

Our battery thermostats are surface mounted for easy installation, making them perfect for the retrofit market.



### Key Lock Function

Our battery thermostats are equipped with a key lock helping to prevent energy usage by restricting access.

## FEATURES

## BATTERY THERMOSTATS

	DT-B	PRT-B
5/2 Day Programming Mode	N	Y
7 Day Programming Mode	N	Y
Number of Heating Levels	1	4
Optimum Start	N	Y
Holiday Function	N	Y
Keylock Function	Y	Y
Temperature Hold Function	N	Y
Temperature Override Limit	Y	Y
Frost Protection	Y	Y
°C / °F Option	Y	Y
Built In Air Sensor	Y	Y
Accuracy	+/-1°C	+/-1°C
Adjustable Switching Differential	Y	Y
Supply	2 x AAA	2 x AAA



**Battery Thermostat**  
Part Ref: Heatmiser PRT-B





# Time Clocks

Simple to use Single and 4 Channel Time Clocks



**Slimline Time Clock**  
Part Ref: Heatmiser TM1



**TouchScreen TimeClock**  
Part Ref: Heatmiser TM4

## FEATURES

Blue Back Lit Screen
Keypad/TouchScreen
Number of Zones
5/2 Day Programming Mode
7 Day Programming Mode
Number of Switching Times
+ Boost Facility
Auto/Off/Constant Facility
Copy Facility
Countdown Timer Function
Holiday Function
Keylock Function
Manual Override
Networking Facility
Max Switching Current
Changeover Output Option
Supply

## TIME CLOCKS 230V MODELS

	TM1	TM4-TS
Keypad	Y	Y
TouchScreen	N	Y
Number of Zones	1	4
5/2 Day Programming Mode	Y	Y
7 Day Programming Mode	Y	Y
Number of Switching Times	4	4
+ Boost Facility	N	Y
Auto/Off/Constant Facility	N	Y
Copy Facility	N	Y
Countdown Timer Function	Y	N
Holiday Function	Y	Y
Keylock Function	Y	Y
Manual Override	Y	Y
Networking Facility	N	N
Max Switching Current	3A	3A
Changeover Output Option	Y	N
Supply	230VAC	230VAC

## TIME CLOCKS 12V NETWORK MODELS

	TM1-N
Keypad	Y
TouchScreen	N
Number of Zones	1
5/2 Day Programming Mode	Y
7 Day Programming Mode	Y
Number of Switching Times	4
+ Boost Facility	N
Auto/Off/Constant Facility	N
Copy Facility	N
Countdown Timer Function	Y
Holiday Function	Y
Keylock Function	Y
Manual Override	Y
Networking Facility	Y
Max Switching Current	3A
Changeover Output Option	N
Supply	12VDC

## Product Ranges

230v

**230v Models**  
Are designed to work with our UH8 wiring centre and dial thermostat with set back function, providing simple but effective control.

12v

**12v Network Models**  
Have been designed to work as part of a network system, and can be used in conjunction with our UH1 wiring centre and network products.



## Key Features



**Number of Zones**  
A single zone can be controlled on the TM1 series and 4 zones can be controlled on the TM4 series.



**Number of Switching Times**  
4 On/Off times are provided on all time clock models, allowing flexible control of your heating system.



**On/Off/Constant**  
A mode select button providing an easy method of switching between permanent on, permanent off or auto (time clock mode) TM4 only.



**Countdown Timer**  
A simple yet useful function that enables the output for the duration of the programmed countdown time.



**+ Boost Facility**  
This programmable function allows you to extend the program time, in 30 minute increments - ideal for unscheduled operation of the system.



**From Towel Rails to Lighting**  
All time clock models can be used to control anything - not just your heating system. In fact, those using our networking system can control each time clock independently from the TouchPad or over the internet, so it makes sense to use one of our time clocks wherever you want complete control.

# Wireless Thermostats

## Wireless design for easy installation

Wiring a conventional thermostat often includes lifting floor-boards or chasing out plaster work. Our wireless thermostats offer an effective alternative, and are the ideal choice for extensions or when you are looking to relocate your thermostat.

### Headline Information

#### Mounting Type

**Slimline-RF:**  
Wall

**Touch-RF/neoAir:**  
Wall/Desk

#### Temperature Range

05-35°C

41-95°F

#### Lock Facility

Yes - All models

#### Indication Type

LCD with Back Light

#### Dimensions

**neoAir:**

86x86x26mm (L,H,D)

**TouchScreen Thermostats:**

110x100x21mm (L,H,D)

**Battery Thermostats:**

86x99x24mm (L,H,D)



### Key Features



#### Relocate

Many thermostats are sited incorrectly, causing your boiler to come on more than necessary. A wireless thermostat allows you to move your thermostat to a more suitable position, without the need to run additional cables. What's more, our TouchScreen models have a desk stand, enabling you to move the thermostat around the house with you.



#### Key Lock Function

A simple way to reduce tampering of the system settings, and standard across our wireless thermostat series.



#### App Control

Up to 32 neoAir or a mixture of neoAir and neoStat can be paired to a neoHub to offer local and remote control of the multi zone heating system. neoAir are perfect for extensions or areas where a wired thermostat isn't possible.



#### Compatible Receivers

Our Wireless thermostats are compatible with our 2 channel RF-Switch and 8 zone UH8-RF wireless receivers.



#### Fail Safe

A loss of wireless connection could leave your home vulnerable to frost damage. The fail safe function enables the heating for 20% of the time, ensuring the temperature in your home does not drop to dangerous levels.



#### Replaceable Batteries

The Slimline RF and neoAir use standard AAA batteries.



Slimline RF



Touch RF



neoAir



FEATURES	Slimline-RF	Touch-RF	neoAir
<b>Compatible Receivers</b>			
RF Switch	Y	Y	Y
UH8-RF	Y	Y	Y
App Control	N	N	Y
Operating Type	Button	Touchscreen	Touch Key
Temperature Range	05-35 °C - 41-95 °F	05-35 °C - 41-95 °F	05-35 °C - 41-95 °F
Heating Only Mode (Selectable by User)	Y	Y	Y
Timer Only Mode	N	N	Y
Heating & Hot Water Mode (Selectable by User)	Y	Y	Y
Non Programmable Mode	Y	Y	Y
5/2 Day Programming Mode	Y	Y	Y
7 Day Programming Mode	Y	Y	Y
Number of Heating Levels	4	4	4
Optimum Start	Y	Y	Y
Number of HW Times	4	4	4
Holiday Function	Y	Y	Y
Keylock Function	Y	Y	Y
Temperature Hold	Y	Y	Y
Temperature Override	Y	Y	Y
Frost Protection	Y	Y	Y
C/F Function	Y	Y	Y
Built in Air Sensor	Y	Y	Y
Remote Air Sensor Connection	Y	N	Y
Accuracy	1 °C	1 °C	1 °C
Adjustable Switching Differential	Y	Y	Y
Wireless Fail Safe Function	Y	Y	Y
RF Frequency	868MhZ	868MhZ	868MhZ
RF Range (UH8-RF/RF Switch)	Up to 100M	Up to 100M	Up to 100M
App Data Range	N/A	N/A	Up to 30M
Power	2 X AAA	Rechargeable Battery	4 X AAA
Battery Lifetime	1 Year	1 Year	1 Year
USB Power Lead Included	N	Y	N
Mounting Type	Wall	Wall/Desk	Wall/Stand
Dimensions	85mm(L) x 98mm (H) x 24mm	110mm(L) 100mm (H) x 20mm (D)	86mm(L) x 86mm (H) x 26mm



# Wireless Receivers

Our wireless receivers are designed to work with our wireless thermostats and are ideally suited for water underfloor heating and conventional heating systems.

## Headline Information

### Mounting Type

**RF Switch / Boost**  
**UH8-RF**

Surface Mounting

### Indication Type

LED

### Dimensions

**RF Switch / Boost**  
108x90x24mm (L,H,D)

**UH8-RF:**  
384x148x60mm (L,H,D)

### Compatibility

**Button Wireless Thermostat**  
Part Ref: Slimline-RF

**Touchscreen Wireless Thermostat**  
Part Ref: Touch-RF

**App Wireless Thermostat**  
Part Ref: neoAir



### Heatmiser RF Switch

The Heatmiser RF Switch is our surface mount 2 channel RF Receiver compatible with the Slimline-RF, Touch-RF and neoAir Thermostats.

A single Slimline-RF, Touch-RF or neoAir in Heating Only mode or a single Slimline-RF, Touch-RF or neoAir in Heating/Hot Water mode can be paired to the RF Switch.

In addition to the two changeover contacts for the heating and hot water circuits, the RF Switch provides a volt free switch for the boiler.

The RF Switch can be paired to multiple UH8-RF, providing a wireless link for the boiler signal.



**8 Zone Wiring Centre**  
Part Ref: Heatmiser UH8-RF

### Heatmiser Boost

The Heatmiser Boost is our surface mount 230v powered wireless repeater for the RF and Neo systems designed to extend the communication distance between the thermostat and receiver.



### FEATURES

Mounting Type
Compatible with
Number of Channel
Fail Safe
Power
Rating
Optional Extendable Aerial
Operating Frequency
Range(Open Space)
Pump Output
Zone, HW & Pump Output Test Mode
Boiler Enable
HW Cylinder Thermostat Connection
Per Zone UFH / Radiator Selection

### RF-Switch

Surface
Slimline-RF/Touch-RF/neoAir
2
Y
230V AC
3A
N
868MHz
100M
N
N
Y
N
N

### UH8-RF

Surface
Slimline-RF/Touch-RF/neoAir
8
Y
230V AC
3A
Y
868Mhz
100M
Y
Y
Y
Y

## Wireless Wiring Centre



### Wireless 230v 8 Zone Wiring Centre

**Part Ref: Heatmiser UH8-RF**

The UH8-RF is designed to be used in conjunction with our Slimline-RF/Touch-RF and neoAir Wireless Thermostats.

The UH8-RF provides central switching and is therefore ideally situated next to the underfloor heating manifold. Eight zones can be controlled as well as providing an output for a hot water cylinder. On demand from any zone, a 230v output is provided to switch the relevant zone actuators, underfloor heating pump and valve. A volt free connection is supplied for the boiler making it compatible with almost all types of boilers. The RF Switch can also be paired to multiple UH8-RF providing a wireless link for the boiler enable signal.

Up to 6 actuators can be connected to each zone. An external aerial is available for use when the UH8-RF is being mounted in a metal cupboard or when the wireless signal is restricted.

A software option in the thermostat allows you to configure which zones are underfloor heating and which zones are radiators. Radiator zones will not enable the underfloor heating pump and underfloor heating valve when there is a call for heat.



# SMART STAT WiFi Smart Thermostat

SmartStat is our all-new WiFi Connected Thermostat with full colour LCD.

Now is the time to take control of your multi zone heating and hot water system from anywhere. What's more, our Geo Location feature ensures you never heat an empty home.

## Headline Information

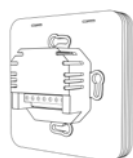
**Mounting Type**  
Flush mounting

**Temperature Range**  
05-35°C  
41-95°F

**Indication Type**  
2.8" Full Colour LCD

**Dimensions**  
95x95x45mm  
(15mm installed)

**E.U. Back Box**



## Key Features

**Control from your SmartPhone**  
SmartStat has built in WiFi so connects directly to your Home Router. As SmartStat connects to your SmartPhone via our cloud server setup is a dream and will take minutes – no technical setup here. SmartStat is compatible with iPhone & iPad and with Android SmartPhones & Tablets.

**Heat or Timer Option**  
The SmartStat can be setup to work in either Heat or Timer mode, so is perfect for controlling heating zones or timer zones such as towel rails and hot water.

**Auto Dimming**  
The SmartStat Display can be programmed to automatically dim in low light – making SmartStat perfect for bedrooms.

**Frost Protection**  
Don't worry we have your home covered. The in built frost protection feature will protect your home against the elements.

**Thermostat and Programmer in One**  
Gone are the days of having a separate programmer and thermostat. SmartStat is both in one so you no longer have to fiddle with the awkwardly positioned thermostat.

**Comfort Programming**  
Now is the time to re-think how you heat your home. SmartStat lets you have different temperatures at different times of the day, not only an energy saving feature but one that creates for a more comfortable living environment too. The Self Learning Optimum Start feature will automatically calculate when your heating should be on, so it's one less thing for you to worry about.

**Geo Location**  
Geo Location uses the mobile phone masts, nearby WiFi and your GPS to calculate your position. When you setup Geo Location on the SmartStat App, you set a leaving and returning trigger. When you pass these triggers, SmartStat will adjust the temperature in your home automatically.

**Multi-Zone**  
Up to 32 SmartStats can be controlled within one location without the need for any network hub. Global features such as Temperature Hold, Key Lock and Home/Away are all available on the SmartStat App.

**Multi User**  
Multiple users can login to the SmartStat App and take control of the heating & hotwater from anywhere. In addition, Geo Location can be configured on each persons device meaning the heating is turned off when the last person has left home and back on when the first person returns.



## FEATURES

## SMARTSTAT

## Available in 3 Colours

Temperature Range	05-35 °C 41-95 °F
Blue Back Lit Screen	Y
Non-Programmable Mode	Y
5/2 Day Programming Mode	Y
7 Day Programming Mode	Y
24 Hour Programming Mode	Y
Number of Heating Levels	4
Optimum Start	Y
Number of HW Times	0
Holiday Function	Y
Temperature Hold Function	Y
Temperature Override	Y
Temperature Override Limit Frost	Y
Protection	Y
App Control	Y
°C / °F Option	Y
Remote Air Sensor Connection	Y
Built In Air Sensor	Y
Floor Sensing Mode	Y
Floor Sensor Included	N
Max Switching Current	3A
Accuracy	+/- 1°C
Adjustable Switching Differential	+/- 1-3°C
Supply	230VAC
Output	Volt Free Contact
Installed Dimensions	95x95x15mm (L,H,D)



Sapphire Black



Glacier White



Platinum Silver



### Thimble Sensor

*Part Ref: Heatmiser Thimble Sensor*

The Heatmiser Thimble sensor is ideal for discrete temperature monitoring and is compatible with all Heatmiser Thermostats with a remote sensor connection.



### Remote Sensor Probe

*Part Ref: Heatmiser MISC103*

This remote sensor probe can be used to measure air and floor temperature. This probe is supplied with a 3 meter cable which can be extended to 20 meters if required.



# neo Multi Zone App Control

The Neo system has been designed to offer complete local and App control of your heating, hot water and plug-in appliances. With Neo you can control your heating from anywhere using your SmartPhone or Tablet. The neoAir offers a totally wire free alternative to the neoStat and is perfect for extensions or additional zones.

## Headline Information

### Connectivity Standard

Mesh Network Topology (neoStat)  
Point to Point (neoAir)

### Lock Facility

Yes - All models

### SmartPhone App

iPhone / iPad  
Android Tablet & Phone  
Kindle Devices  
Windows Phone  
Supported

## Key Features



### Local Control (In case of loss of Broadband Connection)

Should the internet connection fail, the heating system can still be operated within the home by using the thermostat keypad. As soon as the internet connection is restored, your neoHub will automatically logon to the Cloud Server re-enabling app control.



### Multi-Zone

The Heatmiser Neo Network system has been built from the ground up with multi-zone homes in mind. The neoHub coordinates the data between each Neo thermostat on the network.



### API - Third Party Integration

Our published API (JSON) makes it easy for third party integration companies to integrate our Neo Network System with leading home automation brands products from companies such as Control4 and Crestron.



### Multi-Locations

During the installation of the app, you are prompted to create an account on the Heatmiser Cloud Server after which multiple locations can be created. Logging into your account from another device will present all of your Locations for quick and easy access.



### Plug and Play

The neoHub connects directly to a spare port on your router, obtaining an IP Address and joining itself to your home network. It has been designed to be simple to install and setup, and is compatible with broadband connections with Dynamic IP Addresses. The neoHub connects to our Cloud Server eliminating any complex setup requirements including port forwarding.



neo Stat



neo Air



neo Ultra



neo Hub



neo App





# neo neoUltra Central Control

The neoUltra has been designed to work as a standalone thermostat, or as part of an app controlled Neo System. In addition, the neoUltra can operate as a central controller, providing a single point of access to all of the neoStat, neoAir & neoPlug in the home.

## Headline Information

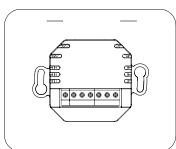
**Mounting Type**  
neoUltra – Flush Mounting

**Temperature Range**  
05-35C  
41-95F

**Lock Facility**  
Yes

**Indication Type**  
TFT LCD with Backlight

**Dimensions (When installed)**  
107x89x17mm



## Key Features

**Thermostat & Central Control**  
The Heatmiser neoUltra is a thermostat and central control in one, making the neoUltra the perfect addition to your Neo System. Install the neoUltra in a central position in your home and benefit from the always-on central control for all your heating zones, hot water and neoPlugs.

**Global Functions**  
With the Heatmiser neoUltra you can make changes for multiple rooms in your home at the same time. So, whether you want to enable the Away function on your way out or boost the temperature in a couple of rooms, with the neoUltra it couldn't be easier.

**Heat or Timer**  
The Heatmiser neoUltra has been designed to work in thermostat or timer mode, so is perfect for controlling heating zones or timer zones such as towel rails and hot water.

**Energy Saving Optimum Start**  
neoUltra calculates the amount of heat up time required to ensure your home is warm when you wake and return home. This is automatically optimised throughout the year to save money.

Features	neoUltra
Thermostat Mode	Y
Timer Mode	Y
Temperature Range	05-35C / 41-95F
Display	3.5" TFT LCD
Back Lit Screen	Y
Non Programmable	Y
5/2 Day Programming Mode	Y
7 Day Programming Mode	Y
24 Hour Programming Mode	Y
Number of Heating Levels	4
Optimum Start	Y
Holiday Function	Y
Temperature Hold Function	Y
Temperature Override	Y
Temperature Override Limit	Y
Frost Protection	Y
App Control	Y
C/F Option	Y
Remote Air Sensor Connection	Y
Built in Air Sensor	Y
Floor Sensing Mode	Y
Floor Sensor Included	N
Max Switching Current	3A
Accuracy	+/- 1C
Adjustable Switching Differential	+/- 3C
Supply	230V AC
Output	Volt free contact
Installed Dimensions	107x89x17mm





# neo Stat

## Modern touch technology

The neoStats have been designed to be simple to use and make programming simple with the new intuitive menu navigation. The neoStats can be controlled from anywhere thanks to the plug and play neoHub, and are available in Glacier White, Sapphire Black and Platinum Silver.

### Headline Information Key Features

#### Mounting Type

neoStat Flush Mounting  
neoAir Surface/Desk Stand

#### Temperature Range

05-35°C  
41-95°F

#### Lock Facility

Yes - All models

#### Indication Type

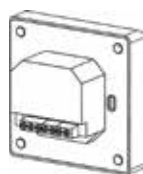
LCD with Back Light

#### Dimensions

neoStat 85x85x15mm (L,H,D)  
neoAir 85x85x26mm

#### E.U. Back Box

neoStat Only



#### Modern Appearance

The neoStat and neoAir have been designed to compliment any home décor.



#### Heat or Timer Option

The neoStat has been designed to work as a thermostat or timer, selectable in software. The neoAir can be set to work as a thermostat, timer or combined model that offers heating and timer control – perfect for controlling heating and hot water from a single device. Flexible programming means reduced SKU's for stockists.



#### Easy Navigation

The neoStat/neoAir series offer an easy to navigate programming system, providing all of the options across the bottom of the back lit display.



#### Energy Saving Optimum Start

Calculates the amount of heat up time required to ensure your home is warm when you wake and return home. This is automatically optimised throughout the year to save you money.



#### Wireless Networking

neoStat and neoAir communicate wirelessly to the neoHub to offer a reliable and scalable network system. The mains powered neoStat automatically repeats the data signal from other neoStat/neoAir in the home. If there are no neoStat's installed, the neoAir communicates directly with the neoHub and so the neoPlug or Boost can be used to extend the communication distance.



#### Soft Touch Operation

Modern touch sensitive keys provide a clean smooth interface, adding further to the premium feel of the neoStat series.



#### Temperature Hold Facility

Allows you to hold a set temperature for a specific duration - ideal for parties. After which, the thermostat will revert back to the programmed setting.



#### Battery Model

The neoAir is powered by 4 AAA batteries and provides a totally wire free solution. The neoAir communicates with the UH8-RF and RF Switch Receivers and can be paired to the neoHub to provide App Control.



#### Remote Sensing

neoStat can be used with a remote air and remote floor sensor, whereas the neoAir has one remote sensor connection that can be used for remote air or floor temperature monitoring.



## FEATURES

## STANDARD MODELS

## ELECTRIC FLOOR MODEL

## BATTERY MODEL

## Available In Three Stunning Colours

	neoStat	neoStat-hw	neoStat-e	neoAir
Thermostat Mode	Y	Y	Y	Y
Timer Mode	Y	Y	Y	Y
Heating & Timer Mode	N	N	N	Y
Temperature Range	05-35 °C 41-95 °F	N/A	05-35 °C 41-95 °F	05-35 °C 41-95 °F
Back Lit Screen	Y	Y	Y	Y
Non-Programmable Mode	Y	N	Y	Y
5/2 Day Programming Mode	Y	Y	Y	Y
7 Day Programming Mode	Y	Y	Y	Y
24 Hour Programming Mode	Y	Y	Y	Y
Number of Heating Levels	4	N/A	4	4
Optimum Start	Y	N	Y	Y
Number of HW Times	0	4	0	4
Holiday Function	Y	Y	Y	Y
Temperature Hold Function	Y	N	Y	Y
Temperature Override	Y	N	Y	Y
Temperature Override Limit	Y	N	Y	Y
Frost Protection	Y	N	Y	Y
App Control	Y	Y	Y	Y
°C / °F Option	Y	N	Y	Y
Remote Air Sensor Connection	Y	N	Y	Y
Built In Air Sensor	Y	N	Y	Y
Floor Sensing Mode	Y	N	Y	Y
Floor Sensor Included	N	N	Y	N
Max Switching Current	3A	3A	16A +/-	N/A
Accuracy	+/- 1°C	N/A	1°C +/-	+/- 1°C
Adjustable Switching Differential	+/- 1-3°C	N/A	1-3°C	+/- 1-3°C
Supply	230VAC	230VAC	230VAC	4 x AAA
Output	Volt Free Contact	Changeover	230VAC	N/A
Installed Dimensions	85x85x15mm (L,H,D)		85x85x15mm (L,H,D)	85x85x26mm (L,H,D)
Wireless Switching to UH8/RF Switch	N	N	N	N



neoStat - Glacier White



neoAir - Glacier White



### Thimble Sensor

Part Ref: Heatmiser Thimble Sensor

The Heatmiser Thimble sensor is ideal for discrete temperature monitoring and is compatible with all Heatmiser Thermostats with a remote sensor connection.



### Remote Sensor Probe

Part Ref: Heatmiser MISC103

This remote sensor probe can be used to measure air and floor temperature. This probe is supplied with a 3 meter cable which can be extended to 20 meters if required.



# Base Level Water Underfloor Heating & Radiator System

## 230V Underfloor & Radiator System With Set Back Facility

Our base level water underfloor heating system uses our UH8, 8 Zone wiring centre. With the flush mount set back thermostats and 4 zone touchscreen time clock, this creates a simple, yet cost effective solution.

### Headline Information

**Connections for**  
8 x Zone outputs  
(suitable for 230v actuators)  
230v Output for UFH Pump & Valve Control  
Volt Free Boiler Enable

### Component Dimensions

**Time Clock**  
110x100x17mm (L,H,D)  
**Set Back Thermostat**  
86 x 86 x 19mm (L,H,D)  
**Wiring Centre**  
384 x 148 x 60mm (L,H,D)

### Providing

Wiring centre, controlling up to 8 zones  
4 Zone Master Time Clock  
230v Set Back Thermostat in each room

### Product List

**8 Zone Wiring Centre**  
Part Ref: Heatmiser UH8  
(See page 31)

**4 Zone Time Clock**  
Part Ref: Heatmiser TM4  
(See page 09)

**Set Back Thermostat**  
Part Ref: Heatmiser DS-SB  
(See page 03)

### Key Features



#### Simple Effective Control

Our base level heating system offers simple but effective control of up to eight zones\*. The UH8 wiring centre is the hub of this system and is designed to work with our four channel 230v Time Clock (TM4) and 230v Set Back Thermostat (DS-SB). On board the UH8 are two heating time channels. Each zone allows you to specify which time channel it should follow. Two additional time channel connections are provided for hot water control or other auxiliary devices.

*\* Additional zones can be controlled with the use of a second UH8.*



#### Neon Indication

Neon indicators are provided on the UH8 allowing you to see the power, valve, boiler and zone status without the need to remove the cover.



#### Simple Connectivity

The UH8 allows the connection of up to eight 230v room thermostats. On demand from any zone, a 230v output is provided to switch the relevant zone actuator, underfloor heating pump and valve. A volt free connection is supplied for the boiler, making it compatible with almost all types of boilers.



#### Set Back Function

The set back function is a simple way of reducing temperature when the heating is timed to be off. Standard dial thermostats are either on or off according to the time clock controlling the system. A set back thermostat is different. It will follow the temperature set on the dial during the timed period and will automatically reduce the set temperature by 4°C when its timed to be off.



#### DIN Rail Mounting

The UH8 wiring centre can be DIN Rail Mounted for simple, easy installation.



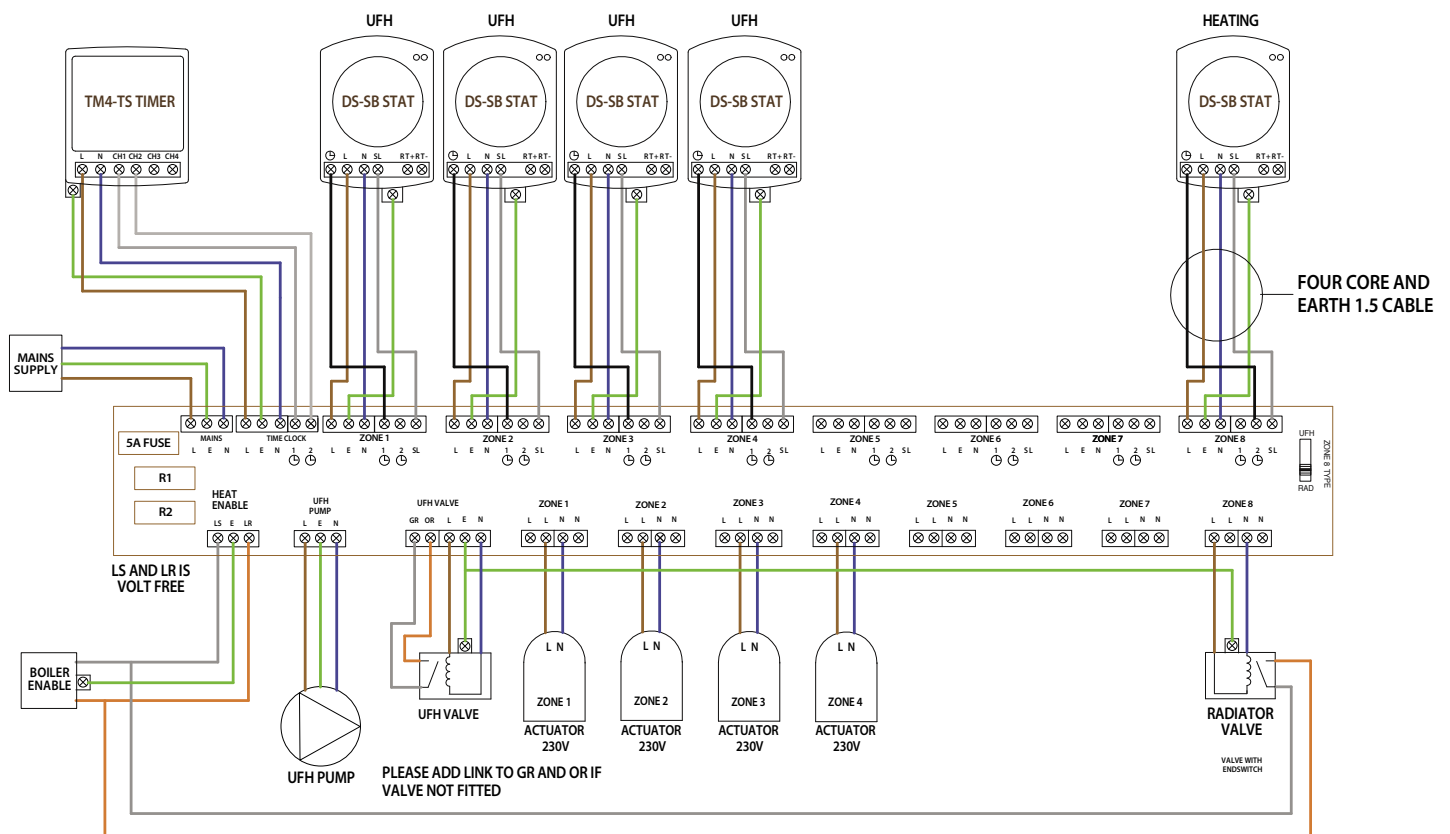
#### Radiator Zone Control

A simple slide switch makes zone eight suitable for controlling a radiator zone. When used for controlling radiators, zone 8 does not enable the underfloor heating pump, valve and boiler.



#### 230v Models

Are designed to work with our UH8 wiring centre and dial thermostat with set back function, providing simple but effective control.



## Standard Products



**8 Zone Wiring Centre**  
Part Ref: Heatmiser UH8



**4 Zone Time Clock**  
Part Ref: Heatmiser TM4-TS



**Set Back Thermostat**  
Part Ref: Heatmiser DS-SB



# Wireless Multi Zone App Control System

## Designed to be easy to install and operate

Our multi zone wireless system with app control provides a complete solution for those with underfloor or radiators. The neoAir communicates wirelessly with the UH8-RF 8 Zone receiver and the neoHub to offer local and remote control via the neoApp.

### Headline Information

#### Providing

Wiring centre, controlling up to eight zones  
Wireless thermostat in each room

#### Product List

##### 8 Zone Wiring Centre

(expandable up to 792 Zones)

Part Ref: UH8-RF

(See page 30)

#### Compatible wireless thermostats

Example:

**neoAir Wireless Thermostat**

Part Ref: neoAir

#### Optional Products

##### External Aerial

Part Ref: EA1

##### Wireless Repeater

Part Ref: Boost/neoPlug

##### Internet Gateway

Part Ref: neoHub

### Key Features



#### Simple Pairing Process

Up to 99 UH8-RF's can be used within the same building, allowing control of up to a possible 792 zones. Each UH8-RF has an address setting clearly marked on the PCB. This address, along with the relevant zone number is configured in the thermostat and that's it – a simple to install, setup and operate system.



#### Hot Water Control

The UH8-RF also takes care of the hot water. A volt free changeover output is provided for the cylinder stat/hot water valve. The neoAir provides time and temperature control of the heating and time control of the hot water.



#### Pump & Boiler Delay

The UH8-RF offers an optional pump and boiler delay feature. This 2 minute delay is designed to prevent boilers from going to lockout by giving the zone actuators time to open.



#### Radiator or Underfloor

A software option in the thermostat allows you to configure which zones are underfloor heating and which zones are radiators. Radiator zones will not enable the underfloor heating pump and underfloor heating valve where there is a call for heat.



#### App Control

When paired to a neoHub, the neoAir can be controlled from the neoApp – available on WindowsPhone, iOS and Android. Up to 32 neoAir can be paired to a single neoHub. For systems with more zones, additional neoHubs would be required.



#### DIN Rail Mounting

The UH8-RF wiring centre can be DIN Rail Mounted for simple, easy installation.



#### neoPlug Compatible

The neoPlug can be used to extend the wireless coverage between the thermostat and neoHub and also the switching receiver. In addition, the power outlet can be controlled from the neoApp.



#### Wireless Repeater

The Heatmiser Boost is our surface mount repeater for the RF System, designed to extend the communication distance between the thermostat and receiver.







# Low Voltage Network Control Solution

## Total control of your home heating system

Our deluxe system uses our 12v Network Thermostats to create a truly flexible and expandable system. Use the Heatmiser Touchpad for instant access to your heating system.

### Headline Information

#### Providing

Wiring Centre, controlling up to 8 zones  
12v Programmable Thermostats in each room  
Optional Central Control

#### Product List

**8 Zone Wiring Centre**  
(expandable up to 32 Zones)  
Part Ref: Heatmiser UH1  
(See page 30)

**Slimline Thermostat**  
Part Ref: Heatmiser Slimline-N  
(See page 04-05 for complete slimline range)

**TouchScreen Thermostat**  
Part Ref: Heatmiser Touch-N  
(See page 06-07 for complete TouchScreen range)

**Cable Type**  
Belden 9538 or Cat5(e)-ftp

#### Optional Products

**Central Control**  
Part Ref: Heatmiser TouchPad  
(See page 28-29 for details)

### Key Features

**32 ZONES Complete Network Control**  
Our deluxe heating system offers control of up to 32 zones. What's more, it provides the ability to control the entire heating system centrally, with the TouchPad. Designed to be used in conjunction with our Slimline or TouchScreen 12v Network Thermostats, our deluxe heating system really is a complete package for those wanting superior control of their heating system.

**Hot Water Control**  
The UH1 also takes care of the hot water. A cylinder thermostat connection and a 230v hot water valve output are provided. Controlling the hot water from the UH1 makes sense, not only because it simplifies the wiring, but also because it enables you to control your hot water centrally from the TouchPad and remotely from the NetMonitor.

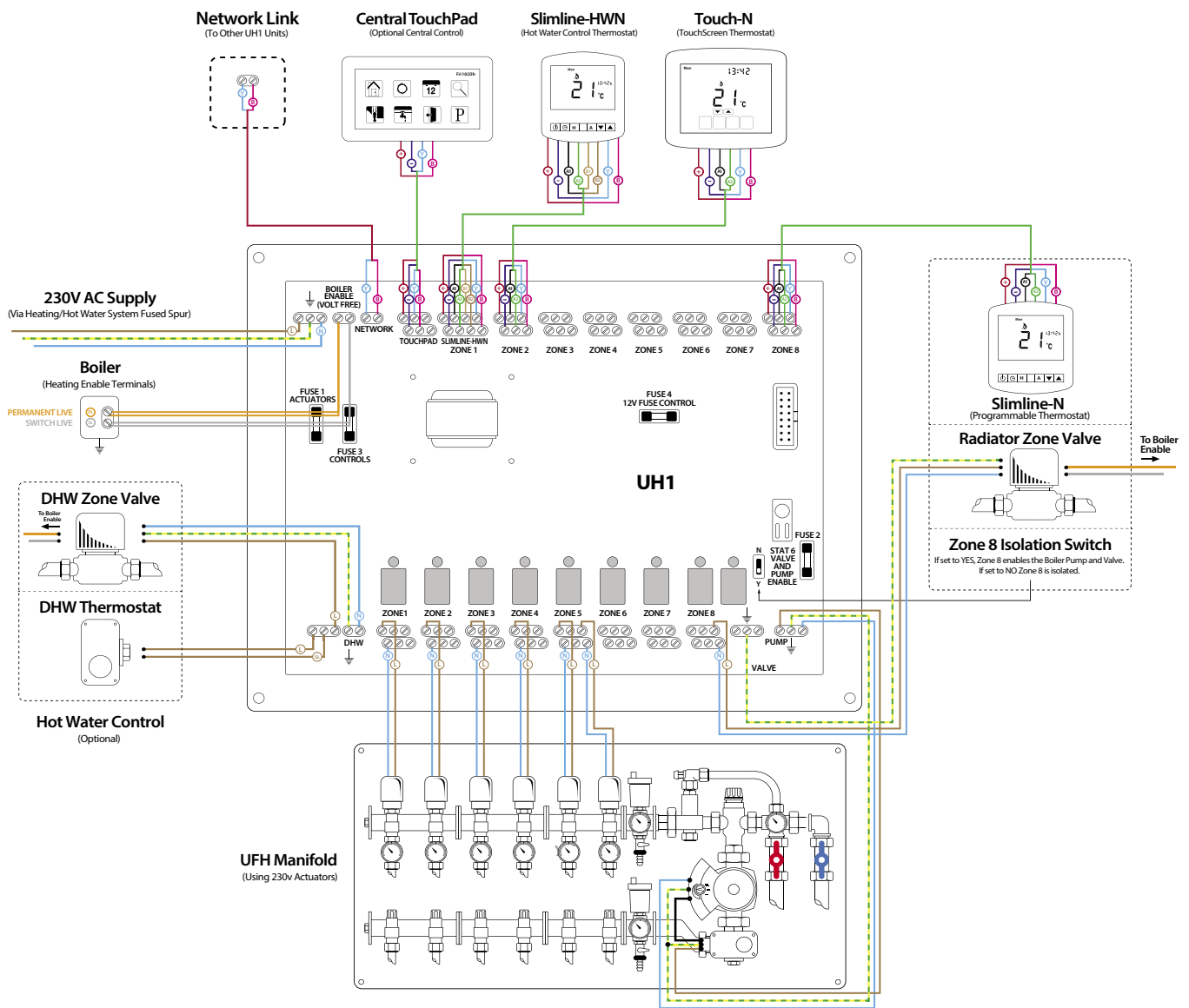
### Optional Products

**Central Control**  
Control up to 32 rooms from our TouchPad and benefit from total control of your heating system at your fingertip.

**Simple Connectivity**  
The UH1 allows the connection of up to eight 12v Network Thermostats. On demand from any zone, a 230v output is provided to switch the relevant zone actuator, underfloor heating pump and valve. A volt free connection is supplied for the boiler, making it compatible with almost all types of boilers.

**Radiator Zone Control**  
A simple slide switch makes zone 8 suitable for controlling a radiator zone. When used for controlling radiators, zone 8 does not enable the underfloor heating pump or valve.





## Standard Products



**8 Zone Wiring Centre**  
Part Ref: Heatmiser UH1



**Slimline Thermostat**  
Part Ref: Heatmiser Slimline-N



**TouchScreen Thermostat**  
Part Ref: Heatmiser Touch-N



# neo Mains Voltage Network System

## Network control of your mains wired heating system from your Smartphone and Tablet

Our Mains Wired Neo Network is perfect for new build and retrofit markets. Don't worry about installing CAT5 cabling or WiFi Network coverage around the home, our Neo Network System offers a simple to install system that is expandable.

### Headline Information

#### Connections for

8 x Zone outputs  
(suitable for 230v actuators)  
230v Output for UHF Pump  
and Valve control  
Volt free Boiler Enable

#### Component Dimensions

UH8 Wiring Center  
384 x 148 x 60mm (L,H,D)

#### Providing

Wiring centre, controlling  
up to 8 zones  
8 Neo Mains Network  
Thermostats

#### Product List

8 Zone wiring centre  
Part ref: Heatmiser UH8  
(See page 31)  
7 x neoStat in Heating mode  
1 x neoStat in Timer mode  
(See page 16-17)  
NeoHub

#### Optional Products

Heatmiser Boost/neoPlug  
has been designed to extend  
the range of your Neo System,  
ensuring the network  
can reach every part of  
your home.

### Key Features

#### Neo Network

The Neo Network System is designed to provide reliable communication of the thermostat data whilst at the same time providing an extended communication range. Each neoStat thermostat acts as a repeater on the network, helping to eliminate range issues which are common on standard RF systems.

#### Easy Upgrade

Customers with existing 230v thermostats can upgrade to the Neo Network System and take control of their system from anywhere. The neoHub gateway connects the neoStats to the internet for access via a Smartphone or Tablet both in the home and remotely from anywhere in the world.

#### Simple Connectivity

The UH8 allows the connection of up to eight 230v thermostats. On demand from any zone, a 230v output is provided to switch the relevant zone actuator, underfloor heating pump and valve. A volt free connection is supplied for the boiler, making it compatible with almost all types of boilers.

#### Radiator Zone Control

A simple slide switch make's zone eight suitable for controlling a radiator zone. When used for controlling radiators, zone 8 does not enable the underfloor heating pump, valve and boiler.

#### Neon Indication

Neon indicators are provided on the UH8 allowing you to see the power, valve, boiler and zone status without the need to remove the cover

#### neoStat Thermostat Flexibility

The neoStat can be set to operate in heating or timer mode, allowing the installer to select on installation if the thermostat will be used to control a heating zone or a timed appliance, such as the hot water or perhaps a towel rail.

#### DIN Rail Mounting

The UH8 wiring centre can be DIN Rail Mounted for simple, easy installation.

#### neoPlug Compatible

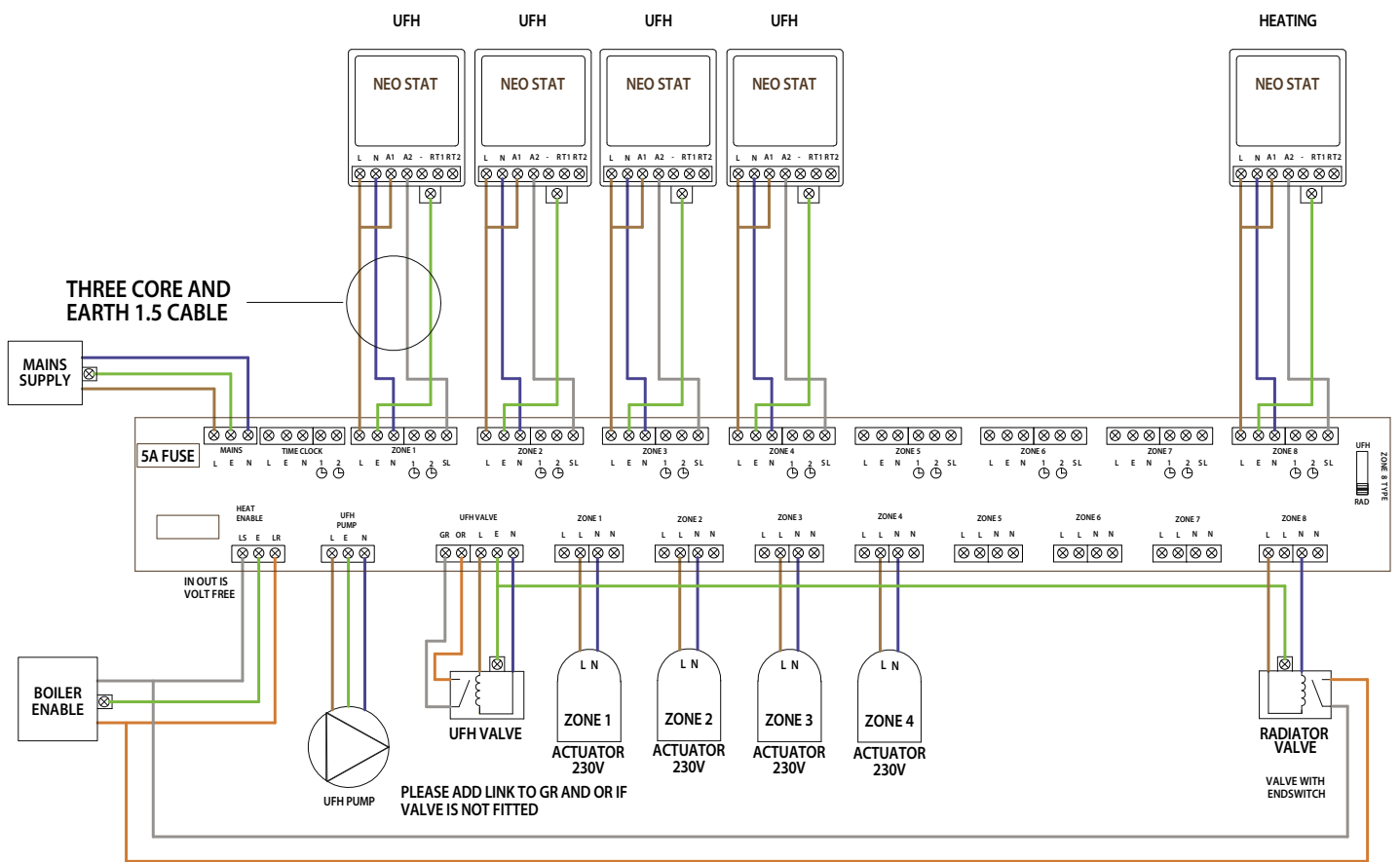
The neoPlug can be used to extend the wireless coverage between the thermostat and neoHub and also the switching receiver. In addition, the power outlet can be controlled from the neoApp.



#### Wireless Repeater

The Heatmiser Boost is our surface mount repeater, designed to extend the wireless coverage between the thermostat and neoHub and also the switching receiver.





## Standard Products



**8 Zone Wiring Centre**  
Part Ref: Heatmiser UH8



**neoStat (Heat Mode)**  
Part Ref: neoStat



**neoStat (Timer Mode)**  
Part Ref: neoStat



**neoHub**  
Part Ref: neoHub



**Neo Central Control**  
Part Ref: Heatmiser neoUltra



# Central Control

## Designed to give Central Control within your home

Designed to work with our 12v Network Thermostats, the Heatmiser Touchpad provides central control of your home heating system.

### Headline Information

#### Central Control

*Part Ref: Heatmiser TouchPad*

Up to 32 rooms can be controlled from the full colour TFT Display meaning that walking around each room to turn up or down the heating is a thing of the past.

**Display**  
TouchScreen 4.3" TFT  
Colour LCD

**Number Of Zones**  
32 (Max)

**Titles**  
Give each room a title

**Passcode Protect**  
When enabled, the user must enter a passcode in order to access the system.

### Key Features

**Home and Away**  
This feature gives you a simple way of turning off your heating system whilst you are away. On your return, pressing the Home button will re-enable the system. Ideal when you have a holiday home and are not sure when you will return.

**Profiles**  
Gives the ability to store a set of comfort levels for a group of rooms. This setting can be applied as and when required, for example at the start of a new shift.

**History**  
The TouchPad will store hours of temperature history.

**Hot Water Boost**  
Use the hot water boost to quickly override the hot water settings.

**Holiday**  
Use the holiday feature to put the heating into frost mode whilst you are away. At the end of the holiday, each room will revert back to the programmed time, ensuring your home is warm on your return.

**Copy Facility**  
Save time - copy comfort levels between rooms.

**USB Export**  
The temperature log can be exported via the USB connection.

**Quick View**  
See at a glance the current thermostat status throughout your building.

**Temperature Hold**  
Use this function to hold a desired temperature for a fixed period, ideal for unexpected activities. Apply to a single or multiple rooms.

**Auto GMT Correction**  
Automatically adjusts the clocks in all of the thermostats at the start of summer and winter time.

**Key Lock**  
Lock each thermostat to prevent misuse.

**Auto Time Sync**  
Synchronises all of the thermostat clocks on the network.



## Intuitive User Interface




Central Control



Temperature Hold



Home & Away



# Central Wiring Switch Boxes

## Multi-zone wiring centres - Designed to make installation simple

Our central wiring switch boxes have been designed to simplify the wiring process. Using our wiring centres in your application means that the actuator, boiler and pump connections are wired from a single point.

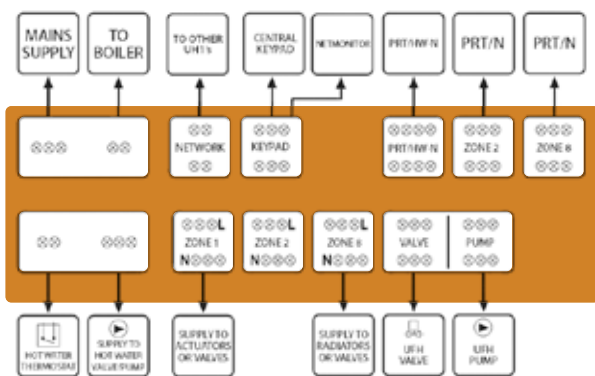


**12v** 12v Network Thermostat Wiring Centre  
Part Ref: Heatmiser UH1

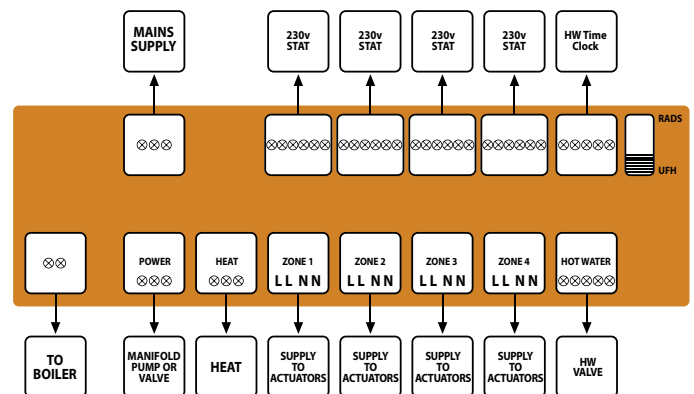
**230v** 230v 4 Zone Wiring Centre  
Part Ref: Heatmiser UH4

The UH1 is designed to be used in conjunction with our 12v network thermostats. The UH1 provides central switching and is therefore ideally situated next to the underfloor heating manifold. Eight zones can be controlled as well as providing an output for a hot water cylinder. On demand from any zone, a 230v output is provided to switch the relevant zone actuators, underfloor heating pump and valve. A volt free connection is supplied for the boiler, making it compatible with almost all types of boilers. Up to six actuators can be connected to each zone. An option is provided to turn zone 8 into a radiator zone. In this mode the underfloor heating pump, valve and boiler are not enabled when there is a call for heat from zone 8.

The UH4 can be used in conjunction with our mains thermostats. The UH4 provides central switching of up to four zone actuators as well as providing an output for a hot water cylinder and the heating system boiler and pump. When used for underfloor heating, an option is available to use zone 4 for conventional radiator control. Up to six actuators can be connected to each zone.



Heatmiser UH1

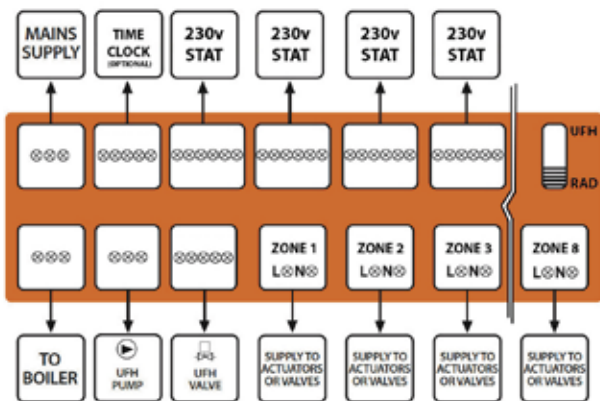


Heatmiser UH4



**230v** **230v 8 Zone Wiring Centre**  
Part Ref: Heatmiser UH8

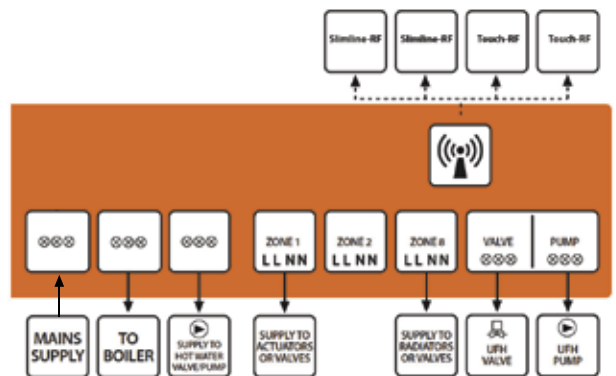
The UH8 is designed to work with our four channel 230v time clock (TM4) and 230v Set back thermostat (DS-5B) but equally could be used with any 230v room thermostat. Up to eight zones can be controlled from the UH8. On board the UH8 are two heating time channels, each zone allows you to specify which time channel it should follow.



**Heatmiser UH8**

**230v** **Wireless 230v 8 Zone Wiring Centre**  
Part Ref: Heatmiser UH8-RF

The UH8-RF is designed to be used in conjunction with our compatible wireless thermostats. The UH8-RF provides central switching and is therefore ideally situated next to the underfloor heating manifold. Eight zones can be controlled as well as providing an output for hot water control. On demand from any zone, a 230v output is provided to switch the relevant zone actuators, underfloor heating pump and valve. A volt free connection is supplied for the boiler, making it compatible with almost all types of boilers. Up to six actuators can be connected to each zone. An external aerial is available for use when the UH8-RF is being mounted in a metal cupboard or when the wireless signal is restricted. A software option in the thermostat allows you to configure which zones are underfloor heating and which zones are radiators.



**Heatmiser UH8-RF**

*UH8-RF is not suitable for use in Australia.*



## Stylish Thermostats For Modern Living



**Heatmiser UK Ltd**  
8 & 9 Hurstwood Court, Mercer Way  
Shadsworth Business Park, Blackburn  
Lancashire. BB1 2QU, England  
Tel: +44 (0)1254 669090  
Fax: +44 (0)1254 669091  
Email: [sales@heatmiser.com](mailto:sales@heatmiser.com)

Registered in England: 3747773  
WEEE Registration Number: WEE/GF0052TQ



Twitter: @heatmiseruk



Facebook: [facebook.com/thermostats](https://facebook.com/thermostats)